




Rev 2014

COUNTERTOP SAW PARTS



IMAGE	DESCRIPTION	ETI Part No.
	SOLID STATE DIODE LASER 1/2" Diameter - 635nm, 5 mW, 90 Degree Beam Angle	1009204
	SOLID STATE DIODE LASER 3/4" Diameter - 10 mW - 3/16" wide beam	1009207
	1.75 HP Porter-Cable Router Motor 240V [Motor Only]	2004602
	ROUTER MOUNT CASTING (PAIR)	5171401
	BASE PLATE & STANDOFF WELDMENT	5171501
	BELT, POLY-V DOUBLE GROOVE - 2/3VX450	1013600
	BELT, POLY-V 10 GROOVE - 460J10	1013602
	ARBOR ASSEMBLY	4103901



Rev 2014

COUNTERTOP SAW PARTS






IMAGE	DESCRIPTION	ETI Part No.
	<p>SAW BLADE – 16" DIAMETER TRIPLE CHIP CARBIDE TIPPED – 100 Tooth</p>	<p>1008400</p>
	<p>SAW BLADE – 20" DIAMETER TRIPLE CHIP CARBIDE TIPPED – 120 Tooth</p>	<p>1008402</p>
	<p>ROUTER BIT – 2 FLUTE – CARBIDE TIPPED 1/2" DIAMETER 2-5/8" LONG</p>	<p>1008501</p>
	<p>TRAVEL ADJUST BOLT [BOLT & NUT ONLY]</p>	<p>5169304</p>
	<p>[ORDER EACH ITEM SEPARATELY IN QUANTITY DESIRED]</p> <p>CLEVIS, TRAVEL ADJUST</p> <p>6-32 X .875 SHEAR BOLT</p> <p>6-32 LOCKING NUT</p>	<p>5169400</p> <p>9796409</p> <p>9796404</p>
	<p>ROUTER HANDLE WELDMENT (see below for foam grips)</p>	<p>5170300</p>
	<p>GRIP HANDLE, FOAM 7/8" ID X 8.25" LONG</p>	<p>1019200</p>
	<p>CASTER</p>	<p>51698500</p>



Rev 2014

COUNTERTOP SAW PARTS







IMAGE	DESCRIPTION	ETI Part No.
	<p>BLADE, SWEEPER</p>	<p>5169200</p>
	<p>INDEX STOP</p>	<p>5165601</p>
	<p>INDEX PIN [EDGETECH ONLY] [3.88" OVERALL LENGTH]</p> <p>[NOTE: SOME OLDER EDGETECH SAWS HAVE A SHORTER INDEX PIN WHICH HAS A 2.88" OVERALL LENGTH. THIS SHORTER INDEX PIN'S PART No. IS 5168701]</p>	<p>5168702</p>
	<p>SPRING, INDEX PIN</p>	<p>1007402</p>
	<p>AIR CYLINDER, INDEX PIN RETRACTION</p>	<p>D-121-X</p>
	<p>FTG-POLY TEE</p> 	<p>1001804</p>
	<p>VALVE, HOLDDOWN [FITTINGS NOT INCLUDED]</p>	<p>1019303</p>



Rev 2014

COUNTERTOP SAW PARTS



IMAGE	DESCRIPTION	ETI Part No.
	HOSE, TWIN BONDED COILED 	FRW 1001200
	AIR CYLINDER, HOLDDOWN [FITTINGS, HOLDDOWN PAD & ENDCAP NOT INCLUDED]	F-321-X
	FTG-90° 1/8NPT - 1/4 (BRASS)	1001601-B
	PAD, HOLDDOWN ONLY [Aluminum] [SEE ABOVE FOR AIR CYLINDER AND SEE BELOW FOR HOLDDOWN ENDCAP COVER]	5169900
	HOLDDOWN ENDCAP COVER (PVC)	5170000
	SPACER BLOCK, 1" DIAMETER - <u>.780" HIGH</u> SPACER BLOCK, 1 1/2" DIAMETER - <u>.780" HIGH</u>	5168000 5168100
	SOCKET HEAD CAP SCREW FOR SPACER BLOCKS 1/4-20 X .75" LONG	9722908

To Order

Call 952 881-1925 x225

Fax 952 881-0374




email: sales@edgetechusa.com



Rev 2014

COUNTERTOP SAW PARTS



IMAGE	DESCRIPTION	ETI Part No.
	ROUTER GUIDE PIN - ROTATING	4110400
	ROUTER TEMPLATE - 3.00" ROUTER TEMPLATE - 2.75" ROUTER TEMPLATE - 2.50"	5171300 5171301 5171302
	ROUTER & SHIFT ROD PIVOT	5170900
	FILTER / REGULATOR [FITTINGS NOT INCLUDED]	B35-02AHCG
	COIL CORD ONLY (CTS730) COIL CORD ONLY (CTS740)	5193500 5193501
	MOTOR, 5 HP 3,450 RPM	2004203
	MOTOR, 1/2 HP TRAVERSE DRIVE 1,750 RPM	2004213

To Order

Call 952 881-1925 x225

Fax 952 881-0374









email: sales@edgetechusa.com



Rev 2014

COUNTERTOP SAW PARTS



IMAGE	DESCRIPTION	ETI Part No.
	<p>GEAR BOX / SPEED REDUCER 29:1 RATIO</p>	<p>1016801</p>
	<p>VALVE, PUSH BUTTON – INDEX PIN RETRACTION [INCLUDES PUSH BUTTON CAP]</p>	<p>1019306</p>
	<p>FTG-POLY TEE</p> 	<p>1001804</p>
	<p>PRESSURE SWITCH</p>	<p>1007702</p>
	<p>VALVE, MAC 4-WAY 24V DIN [FITTINGS NOT INCLUDED]</p>	<p>1019338</p>
	<p>BRACKET, LIMIT SWITCH LIMIT SWITCH XCK-T118</p>	<p>5173201 T27042</p>
	<p>MOTOR CONTROL / VARIABLE SPEED CONTROL</p>	<p>2007501</p>
	<p>SPEED POTENTIOMETER</p>	<p>JB5180A</p>

To Order

Call 952 881-1925 x225

Fax 952 881-0374

email: sales@edgetechusa.com



Rev 2014

COUNTERTOP SAW PARTS



IMAGE	DESCRIPTION	ETI Part No.
	AIR CYLINDER [VARIABLE MITRE BRAKE]	C-521-X
	BLOCK, CLAMP PIVOT PAD, RUBBER	5197201 5206400
	BLADE, SWEEPER [VARIABLE MITRE BRAKE]	5207300
	SPRING, VARIABLE MITRE BRAKE [TOP]	1007406
	SPRING, VARIABLE MITRE BRAKE [BOTTOM]	1007407
	BEARING GUIDE BLOCK (BRONZE BEARING TYPE) [BEARING NOT INCLUDED – SEE BELOW]	5167400
	BEARING, MODIFIED	5167500
	FELT WIPER	5178501

To Order

Call 952 881-1925 x225

Fax 952 881-0374

email: sales@edgetechusa.com



Rev 2014

COUNTERTOP SAW PARTS



IMAGE	DESCRIPTION	ETI Part No.
	BLOCK GUIDE BEARING (IGUS BEARING TYPE) [BEARING NOT INCLUDED – SEE BELOW]	5167403
	BEARING, MOD. IGUS PLASTIC LINEAR	5167501
	FTG-STRAIGHT 1/8NPT - 1/4 TUBE	1001401
	FTG-90° 1/8NPT - 1/4 (POLY)	1001601
	FTG-POLY TEE SWIVEL	1001710
	FTG-POLY TEE	 1001804
	SPACER BLOCK – ADJUSTABLE [FOR OPTIONAL SUPPORT RINGS]	5207700