



# COUNTERTOP SAW PARTS

CTS730 – CTS740 – CTSg2

Rev 12.15..2016



IMAGE	DESCRIPTION	ETI Part No.
	<p>SOLID STATE DIODE LASER 1/2" Diameter - 635nm, 5 mW, 90 Degree Beam Angle</p>	<p>1009204</p>
	<p>SOLID STATE DIODE LASER 3/4" Diameter - 10 mW - 3/16" wide beam</p>	<p>1009207</p>
	<p>1.75 HP Porter-Cable Router Motor <b>240V</b> [Motor Only]</p>	<p>2004602</p>
	<p>ROUTER MOUNT CASTING (PAIR)</p>	<p>5171401</p>
	<p>BASE PLATE &amp; STANDOFF WELDMENT</p>	<p>5171501</p>
	<p>BELT, POLY-V DOUBLE GROOVE – 2/3VX450</p>	<p>1013600</p>
	<p>BELT, POLY-V 10 GROOVE – 460J10</p>	<p>1013602</p>
	<p>ARBOR ASSEMBLY</p>	<p>4103901</p>

**To Order**

Call 952 881-1925 x218

Fax 952 881-0374

email: [info@edgetechusa.com](mailto:info@edgetechusa.com)



# COUNTERTOP SAW PARTS

CTS730 – CTS740 – CTSg2

Rev 12.15..2016



IMAGE	DESCRIPTION	ETI Part No.
	<p><b>SAW BLADE – 16" DIAMETER</b>  <b>TRIPLE CHIP</b>  <b>CARBIDE TIPPED – 100 Tooth</b></p>	<p>1008400</p>
	<p><b>SAW BLADE – 20" DIAMETER</b>  <b>TRIPLE CHIP</b>  <b>CARBIDE TIPPED – 120 Tooth</b></p>	<p>1008402</p>
	<p><b>ROUTER BIT – 2 FLUTE – CARBIDE TIPPED</b>  <b>1/2" DIAMETER</b>  <b>2-5/8" LONG</b></p>	<p>1008501</p>
	<p><b>TRAVEL ADJUST BOLT [BOLT &amp; NUT ONLY]</b></p>	<p>5169304</p>
	<p>[ORDER EACH ITEM SEPARATELY IN QUANTITY DESIRED]</p> <p><b>CLEVIS, TRAVEL ADJUST</b></p> <p><b>6-32 X .875 SHEAR BOLT</b></p> <p><b>6-32 LOCKING NUT</b></p>	<p>5169400</p> <p>9796409</p> <p>9796404</p>
	<p><b>ROUTER HANDLE WELDMENT</b> (see below for foam grips)</p>	<p>5170300</p>
	<p><b>GRIP HANDLE, FOAM</b>  <b>7/8" ID X 8.25" LONG</b></p>	<p>1019200</p>
	<p><b>CASTER</b></p>	<p>51698500</p>

**To Order**

Call 952 881-1925 x218

Fax 952 881-0374

email: info@edgetechusa.com




# COUNTERTOP SAW PARTS

CTS730 – CTS740 – CTSg2

Rev 12.15..2016



IMAGE	DESCRIPTION	ETI Part No.
	<p>BLADE, SWEEPER</p>	<p>5169200</p>
	<p>INDEX STOP</p>	<p>5165601</p>
	<p>INDEX PIN [3.88" OVERALL LENGTH]  [NOTE: SOME OLDER EDGETECH SAWS HAVE A SHORTER INDEX PIN WHICH HAS A 2.88" OVERALL LENGTH. THIS SHORTER INDEX PIN'S PART No. IS 5168701]</p>	<p>5168702</p>
	<p>SPRING, INDEX PIN</p>	<p>1007402</p>
	<p>AIR CYLINDER, INDEX PIN RETRACTION</p>	<p>1011124</p>
	<p>FTG-POLY TEE</p> 	<p>1001804</p>
	<p>VALVE, HOLDDOWN [FITTINGS NOT INCLUDED]</p>	<p>1019303</p>

**To Order**

Call 952 881-1925 x218

Fax 952 881-0374

email: [info@edgetechusa.com](mailto:info@edgetechusa.com)




# COUNTERTOP SAW PARTS

CTS730 - CTS740 - CTSg2

Rev 12.15..2016



IMAGE	DESCRIPTION	ETI Part No.
	<p>HOSE, TWIN BONDED COILED 1/2" OD BLACK &amp; CLEAR</p> 	<p>1005203</p>
	<p>AIR CYLINDER, HOLDDOWN [FITTINGS, HOLDDOWN PAD &amp; ENDCAP NOT INCLUDED]</p>	<p>1011145</p>
	<p>FTG-90° 1/8NPT - 1/4 (BRASS)</p>	<p>1001601-B</p>
	<p>PAD, HOLDDOWN ONLY [Aluminum] [SEE ABOVE FOR AIR CYLINDER AND SEE BELOW FOR HOLDDOWN ENDCAP COVER]</p>	<p>5169900</p>
	<p>HOLDDOWN ENDCAP COVER (PVC)</p>	<p>5170000</p>
	<p>SPACER BLOCK, 1" DIAMETER - <u>.780" HIGH</u> SPACER BLOCK, 1 1/2" DIAMETER - <u>.780" HIGH</u></p>	<p>5168000 5168100</p>
	<p>SOCKET HEAD CAP SCREW FOR SPACER BLOCKS 1/4-20 X .75" LONG</p>	<p>9722908</p>

**To Order**

Call 952 881-1925 x218

Fax 952 881-0374

email: [info@edgetechusa.com](mailto:info@edgetechusa.com)


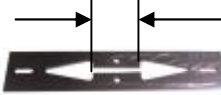







# COUNTERTOP SAW PARTS

CTS730 – CTS740 – CTSg2

Rev 12.15..2016



IMAGE	DESCRIPTION	ETI Part No.
	ROUTER GUIDE PIN - ROTATING	4110400
	ROUTER TEMPLATE – 3.00" ROUTER TEMPLATE – 2.75" ROUTER TEMPLATE – 2.50"	5171300 5171301 5171302
	ROUTER & SHIFT ROD PIVOT	5170900
	FILTER / REGULATOR [FITTINGS NOT INCLUDED]	1019004
	COIL CORD ONLY (CTS730) COIL CORD ONLY (CTS740)	5193500 5193501
	MOTOR, 5 HP 3,450 RPM	2004203
	MOTOR, ½ HP TRAVERSE DRIVE 1,750 RPM	2004213

**To Order**

Call 952 881-1925 x218

Fax 952 881-0374  
Page 5 of 8

email: [info@edgetechusa.com](mailto:info@edgetechusa.com)










# COUNTERTOP SAW PARTS

CTS730 – CTS740 – CTSg2

Rev 12.15..2016



IMAGE	DESCRIPTION	ETI Part No.
	<p>GEAR BOX / SPEED REDUCER 29:1 RATIO</p>	<p>1016801</p>
	<p>VALVE, PUSH BUTTON – INDEX PIN RETRACTION [INCLUDES PUSH BUTTON CAP]</p>	<p>1019306</p>
	<p>PRESSURE SWITCH</p>	<p>1007702</p>
	<p>VALVE, MAC 4-WAY 24V DIN [FITTINGS NOT INCLUDED]</p>	<p>1019338</p>
	<p>BRACKET, LIMIT SWITCH LIMIT SWITCH</p>	<p>5173201 2005100</p>
	<p>MOTOR CONTROL / VARIABLE SPEED CONTROL</p>	<p>2007501</p>
	<p>SPEED POTENTIOMETER</p>	<p>JB5180A</p>

**To Order**

Call 952 881-1925 x218

Fax 952 881-0374  
Page 6 of 8

email: [info@edgetechusa.com](mailto:info@edgetechusa.com)



# COUNTERTOP SAW PARTS

CTS730 – CTS740 – CTSg2

Rev 12.15..2016



IMAGE	DESCRIPTION	ETI Part No.
	AIR CYLINDER [VARIABLE MITRE BRAKE]	1011150
	BLOCK, CLAMP PIVOT PAD, RUBBER	5197201 5206400
	BLADE, SWEEPER [VARIABLE MITRE BRAKE]	5207300
	SPRING, VARIABLE MITRE BRAKE [TOP]	1007406
	SPRING, VARIABLE MITRE BRAKE [BOTTOM]	1007407
	BEARING GUIDE BLOCK (BRONZE BEARING TYPE) [BEARING NOT INCLUDED – SEE BELOW]	5167400
	BEARING, MODIFIED	5167500
	FELT WIPER	5178501

**To Order**

Call 952 881-1925 x218

Fax 952 881-0374

email: [info@edgetechusa.com](mailto:info@edgetechusa.com)



# COUNTERTOP SAW PARTS

CTS730 – CTS740 – CTSg2

Rev 12.15..2016



IMAGE	DESCRIPTION	ETI Part No.
	<b>BLOCK GUIDE BEARING (IGUS BEARING TYPE)</b> [BEARING NOT INCLUDED – SEE BELOW]	<b>5167403</b>
	<b>BEARING, MOD. IGUS PLASTIC LINEAR</b>	<b>5167501</b>
	<b>FTG-STRAIGHT 1/8NPT - 1/4 TUBE</b>	<b>1001401</b>
	<b>FTG-90° 1/8NPT - 1/4 (POLY)</b>	<b>1001601</b>
	<b>FTG-POLY TEE SWIVEL</b>	<b>1001710</b>
	<b>FTG-POLY TEE</b>	 <b>1001804</b>
	<b>SPACER BLOCK – ADJUSTABLE</b> [FOR OPTIONAL SUPPORT RINGS]	<b>5207700</b>
	<b>GUARD, OPERATOR <u>CTS730 &amp; CTS730</u></b> Polycarbonate With cutout for front chain sprocket	<b>5192300</b>
	<b>GUARD, OPERATOR <u>CTSg2</u></b> Polycarbonate Angled at top	<b>5192301</b>

**To Order**

Call 952 881-1925 x218

Fax 952 881-0374  
Page 8 of 8

email: info@edgetechusa.com