



COUNTERTOP SAW PARTS

CTS730 - CTS740 - CTSg2

Rev Jan2022



IMAGE	DESCRIPTION	ETI Part No.
	SOLID STATE DIODE LASER 1/2" Diameter - 55 mW - 5 mV, 10 degree beam angle Discontinued by Mfr	1009204
	SOLID STATE DIODE LASER 3/4" Diameter - 10 mW - 3/16" wide beam	1009207
	Block, Laser Mount - .750" Dia. Replaces .500" Dia. block on Edgetech Laser option	5195803
	1.75 HP Porter-Cable Router Motor 240V , [Motor Only] Discontinued by Mfr <i>(Note: Bosch 240V Router Motors no longer manufactured)</i>	2004602
	DUST COVER, ROUTER MOTOR / Porter Cable Includes: 5242600 SPACERS, ALUMINUM 3/8" ALUMINUM (2) 9716706 MOUNTING SCREWS (2)	5241900
	ROUTER MOUNT CASTING (PAIR)	5171401
	BASE PLATE & STANDOFF WELDMENT	5171501
	BELT, POLY-V DOUBLE GROOVE - 2/3VX450	1013600
	BELT, POLY-V 10 GROOVE - 460J10	1013602

To Order

Call 952 881-1925 x218

Fax 952 881-0374

email: eweller @ edgetechusa.com



COUNTERTOP SAW PARTS

CTS730 - CTS740 - CTSg2

Rev Jan2022



IMAGE	DESCRIPTION	ETI Part No.
	ARBOR ASSEMBLY	4103901
	SAW BLADE - <u>16" DIAMETER</u> TRIPLE CHIP CARBIDE TIPPED - 100 Tooth	1008400
	SAW BLADE - <u>20" DIAMETER</u> TRIPLE CHIP CARBIDE TIPPED - 120 Tooth	1008402
	ROUTER BIT - 2 FLUTE - CARBIDE TIPPED 1/2" DIAMETER 2-5/8" LONG	1008501
	TRAVEL ADJUST BOLT [BOLT & NUT ONLY]	5169304
	[ORDER EACH ITEM SEPARATELY IN QUANTITY DESIRED OR AS A SET] CLEVIS, TRAVEL ADJUST 6-32 X .875 SHEAR BOLT 6-32 LOCKING NUT CLEVIS, BOLT & NUT [SET]	5169400 9710409 9796404 5169400+BOLT/NUT
	ROUTER HANDLE WELDMENT (see below for foam grips)	5170300
	GRIP HANDLE, FOAM 7/8" ID X 8.25" LONG	1019200

To Order

Call 952 881-1925 x218

Fax 952 881-0374

email: eweller @ edgetechusa.com



COUNTERTOP SAW PARTS

CTS730 - CTS740 - CTSg2

Rev Jan2022



IMAGE	DESCRIPTION	ETI Part No.
	CASTER	5169500
	BLADE, SWEEPER	5169200
	BRACKET, SWEEPER	5169100
	INDEX STOP [specify saw model]	5165601
	INDEX PIN [3.88" OVERALL LENGTH] [NOTE: SOME OLDER EDGETECH SAWS HAVE A SHORTER INDEX PIN WHICH HAS A 2.88" OVERALL LENGTH. THE SHORTER INDEX PIN'S PART No. IS 5168701]	5168702
	SPRING, INDEX PIN	1007402
	AIR CYLINDER, INDEX PIN RETRACTION	1011124

To Order

Call 952 881-1925 x218

Fax 952 881-0374

email: eweller @ edgetechusa.com



COUNTERTOP SAW PARTS

CTS730 - CTS740 - CTSg2

Rev Jan2022



IMAGE	DESCRIPTION	ETI Part No.
	<p>FTG-POLY TEE</p>	1001804
	<p>VALVE, HOLDDOWN [FITTINGS NOT INCLUDED]</p>	1019303
	<p>HOSE, TWIN BONDED COILED 1/4" OD BLACK & CLEAR</p>	1005203
	<p>AIR CYLINDER, HOLDDOWN [FITTINGS, HOLDDOWN PAD & ENDCAP NOT INCLUDED]</p>	1011145
	<p>FTG-90° 1/8NPT - 1/4 (BRASS)</p>	1001601-B
	<p>PAD, HOLDDOWN ONLY [Aluminum] [SEE ABOVE FOR AIR CYLINDER AND SEE BELOW FOR HOLDDOWN ENDCAP COVER]</p>	5169900

To Order

Call 952 881-1925 x218

Fax 952 881-0374

email: eweller @ edgetechusa.com






COUNTERTOP SAW PARTS

CTS730 - CTS740 - CTSg2

Rev Jan2022



IMAGE	DESCRIPTION	ETI Part No.
	HOLDDOWN ENDCAP COVER (PVC)	5170000
	SPACER BLOCK, 1" DIAMETER - <u>.780" HIGH</u> SPACER BLOCK, 1½" DIAMETER - <u>.780" HIGH</u>	5168000 5168100
	SOCKET HEAD CAP SCREW FOR SPACER BLOCKS ¼-20 X .75" LONG	9722908
	ROUTER GUIDE PIN - ROTATING	4110400
	ROUTER TEMPLATE - 3.00"	5171300
	ROUTER & SHIFT ROD PIVOT	5170900
	FILTER / REGULATOR [FITTINGS NOT INCLUDED]	1019004

To Order

Call 952 881-1925 x218

Fax 952 881-0374

email: eweller @ edgetechusa.com



COUNTERTOP SAW PARTS

CTS730 - CTS740 - CTSg2

Rev Jan2022



IMAGE	DESCRIPTION	ETI Part No.
	COIL CORD ONLY (CTS730) COIL CORD ONLY (CTS740)	5193500 5193501
	MOTOR, 5 HP 3,450 RPM	2004203
	MOTOR, ½ HP TRAVERSE DRIVE 1,750 RPM	2004213
	GEAR BOX / SPEED REDUCER 29:1 RATIO	1016801
	VALVE, PUSH BUTTON – INDEX PIN RETRACTION [INCLUDES PUSH BUTTON CAP]	1019306
	PRESSURE SWITCH	1007702
	VALVE, MAC 4-WAY 24V DIN [FITTINGS NOT INCLUDED]	1019338
	BRACKET, LIMIT SWITCH LIMIT SWITCH	5173201 2005100

To Order

Call 952 881-1925 x218

Fax 952 881-0374

email: eweller @ edgetechusa.com










COUNTERTOP SAW PARTS

CTS730 - CTS740 - CTSg2

Rev Jan2022



IMAGE	DESCRIPTION	ETI Part No.
	MOTOR CONTROL / VARIABLE SPEED CONTROL	2007501
	SPEED POTENTIOMETER	JB5180A
	AIR CYLINDER [VARIABLE MITRE BRAKE]	1011150
	BLOCK, CLAMP PIVOT PAD, RUBBER	5197201 5206400
	BLADE, SWEEPER [VARIABLE MITRE BRAKE]	5207300
	SPRING, VARIABLE MITRE BRAKE [TOP]	1007406
	SPRING, VARIABLE MITRE BRAKE [BOTTOM]	1007407

To Order

Call 952 881-1925 x218

Fax 952 881-0374

email: eweller @ edgetechusa.com



COUNTERTOP SAW PARTS

CTS730 - CTS740 - CTSg2

Rev Jan2022



IMAGE	DESCRIPTION	ETI Part No.
	BEARING GUIDE BLOCK (BRONZE BEARING TYPE) <u>[BEARING NOT INCLUDED - SEE BELOW]</u>	5167400
	BEARING, MODIFIED	5167500
	FELT WIPER	5178501
	BLOCK GUIDE BEARING (IGUS BEARING TYPE) <u>[BEARING NOT INCLUDED - SEE BELOW]</u>	5167403
	BEARING, MOD. IGUS PLASTIC LINEAR	5167501
	FTG-STRAIGHT 1/8NPT - 1/4 TUBE	1001401
	FTG-90° 1/8NPT - 1/4 (POLY)	1001601
	FTG-POLY TEE SWIVEL	1001710

To Order

Call 952 881-1925 x218

Fax 952 881-0374

email: eweller @ edgetechusa.com



COUNTERTOP SAW PARTS

CTS730 - CTS740 - CTSg2

Rev Jan2022



IMAGE	DESCRIPTION	ETI Part No.
	 <p>FTG-POLY TEE</p>	1001804
	<p>SPACER BLOCK - ADJUSTABLE [FOR OPTIONAL SUPPORT RINGS]</p>	5207700
	<p>GUARD, OPERATOR <u>CTS730 & CTS730</u> Polycarbonate With cutout for front chain sprocket</p>	5192300
	<p>GUARD, OPERATOR <u>CTSg2</u> Polycarbonate Angled at top</p>	5192301
	<p>PAD, PLASTIC BARTOP STOP .470" THICK WITH .126" RECESS [mounts on saw fence / 6 stops per saw]</p>	5350600
	<p>WEAR STRIP, NYLON [CTS730/740]</p>	5174500

To Order

Call 952 881-1925 x218

Fax 952 881-0374

email: eweller @ edgetechusa.com